


Montageanweisung für Servicekit 241 2865-00 Mounting instruction for Servicekit 241 2865-00

Lager, links (grüne Feder)

freezer flap hinge, left
(green feather)




Lager, rechts


freezer flap hinge, right

Spreizniet


Expanding screw




1. Verdampferklappe abschrauben!
Unscrew freezer flap!



2. Die Spreiznieten entfernen!
Remove expanding screws!



3. Neues Lager der Verdampferklappe bis zum Anschlag an das Verdampferfach drehen!
Turn the new freezer flap hinge until the limit stop touches the freezer compartment!



4. Verdampferfachklappe einsetzen und anschrauben!
Insert and screw hinge on to the freezer flap!
5. Lager in die ursprüngliche Position bis zum Einrasten drehen!
Turn the hinge to the original position until it engages!
6. Neue Spreizniete einsetzen!
Fit new expanding screws!